
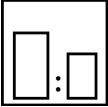





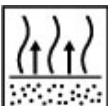



Intended use

Mipa P 90 Easy is a very easy-to-sand two component body filler based on polyester resin which provides adhesion on iron, steel, GRP and wood. In order to close possible pin holes a further layer of Mipa P 85 or Mipa P 60 S PE-Spritzfüller can be applied. Mipa P 90 Easy can be sanded with high abrasion even after 24 hours.

Spreading rate: --

Processing instructions

	Colour light grey					
	Mixing ratio					
	Hardener	by weight (lacquer : hardener)	by volume (lacquer : hardener)			
	Mipa Härter P	100 : 2	--			
	Hardener					
	for complete paintwork		for partial paintwork			
	--		--			
	Pot life					
	4 - 5 min with Mipa Härter P at 20 °C					
	Thinner					
	--					
	Spray viscosity					
	Gravity spray gun		Airmix/Airless			
	--		--			
	Application method					
	Application method	Hardener	Pressure (bar)	Nozzle (mm)	spray passes	Thinner
	--	--	--	--	--	--
	Flash-off time					
	--					
	Dry coat thickness					
	--					
	Drying time					
	Object temperature	dust dry	set to touch	ready for assembly	sandable	recoatable
	20 °C	--	--	--	20 min	--
	60 °C	--	--	--	5 - 10 min	--

Note

Storage:	–
VOC Regulation :	EU limit value for this product (category B/b): 250 g/l This product contains max. 3 g/l of VOC.
Processing conditions:	from +10° C and up to 80 % relative air humidity. Ensure an adequate supply and exhaust air ventilation. Polyester-based body filler does not cure anymore at a temperature of below + 10°C.
Processing instructions:	The substrate must be clean, dry and free from grease. Sand surfaces slightly. Remove not cured old paintwork and priming coats. Do not apply on thermoplastic or acid products (Reaktionsprimer). Mix well the body filler material with the hardener. Do not use more than 3% of Härter P! Under- or overdosage of hardener may cause spotting in the finishing paint layer. Clean and degrease the whole surface to be painted with Mipa Silikonentferner before every operation. De-rust defective spots to bare metal and dry sand with sanding paper P 80 / 150. After drying, use sanding paper P 150 / 240 for dry sanding. Sand the entire surface with dry sand paper P 240 / 360 to a matt finish before applying filler. In case of filling work on non-ferrous metals (e.g. aluminium, zinc surfaces) it is possible to apply a priming coat with Mipa EP-Primer-Surfacer to ensure an optimal adhesion before applying the body filler. Do not overcoat without having isolated the surface with Mipa 1K or 2K filler. In order to improve the corrosion protection, e.g. when restoring vintage cars, prime with Mipa EP-Primer-Surfacer (see technical data sheet of Mipa EP-Primer-Surfacer). Body filler can only be dry sanded.