
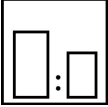





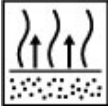



Intended use

1K adhesion primer for almost all plastics used in the automotive industrie: ABS, EP-laminate, PA, PBT, PC, POM, PP/EPDM, PPO, PUR hard, PUR soft, PVC.

Spreading rate: 8,0 - 10,0 m²/l

Processing instructions

	Colour transparent silver						
	Mixing ratio	Hardener		by weight (lacquer : hardener)	by volume (lacquer : hardener)		
		--	--	--	--		
	Hardener	for complete paintwork		for partial paintwork			
		--	--	--	--		
	Pot life	--					
	Thinner ready for spraying						
	Spray viscosity gravity spray gun	12 - 15 s 4 mm DIN		Airmix/Airless		--	
	Application mode	Application mode	Hardener	pressure (bar)	nozzle (mm)	spray passes	Thinner
		gravity spray gun (high pressure)	--	1,6 - 2	1,2 - 1,3	1	--
	Flash-off time	--					
Dry coat thickness							
3 - 5 µm							
	Drying time	object temperature	dust dry	set to touch	ready for assembly	sandable	recoatable
		20 °C	--	--	--	--	10 min

Note

Storage: at least 3 years in unopened original containers

VOC Regulation : --

Processing conditions: From +10 °C and up to 80 % relative air humidity. Ensure an adequate supply and exhaust air ventilation.

Processing instructions: Before application, reheat the object to be painted for 60 minutes at 60°C. Degrease the surface thoroughly with Mipa Kunststoffreiniger antistatisch or Mipa Silikonentferner. Sand with MP Soft Pad superfine using Mipa Kunststoffreiniger antistatisch or Mipa Silikonentferner. Clean again with Mipa Kunststoffreiniger antistatisch or Mipa Silikonentferner. Allow parts to dry completely. ATTENTION: Separating substances must be removed completely! After the aforesaid preparation we recommend to do a wetting test with water. If the water rolls off quickly repeat the pre-treatment.