

### Intended use

Mipa P 57 is a carbon fibre reinforced, easy-to-sand 2-component fibre glass body filler based on polyester resin which provides adhesion on iron and steel as well as on zinc, aluminium, GRP and wood. Unlike conventional fibre glass body filler the Mipa P 57 comprises additionally extremely resistant carbon fibres which ensure an excellent stability. The product is perfectly suitable to bridge cracks, little gaps and perforations caused by corrosion in the car repair sector.

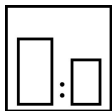
Spreading rate: –

### Processing instructions



#### Colour

black



#### Mixing ratio

##### Hardener

Mipa Härter P

by weight (lacquer : hardener) by volume (lacquer : hardener)

100 : 2

–



#### Hardener

for complete paintwork

–

for partial paintwork

–




#### Pot life

4 - 5 min with Mipa Härter P at 20 °C



#### Thinner

–



#### Spray viscosity

gravity spray gun

–

Airmix/Airless

–



#### Application mode

Application mode

Hardener

pressure  
(bar)

nozzle  
(mm)

spray  
passes

dilution  
(%)

–

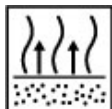
–

–

–

–

–



#### Flash-off time

–

#### Dry coat thickness

–



**Drying time**

object temperature	dust dry	set to touch	ready for assembly	sandable	recoatable
20 °C	--	--	--	25 min	--
60 °C	--	--	--	10 min	--
Infrared drying (distance approx. 80 cm and max. 80 °C)	--	--	--	4 - 5 min	--

**Note**

**Storage:**

--

**VOC Regulation:**

EU limit value for this product (category B/b): 250 g/l.  
This product contains max. 25 g/l of VOC.

**Processing conditions:**

From +10 °C and up to 80 % relative air humidity. Ensure an adequate air ventilation.  
Body filler based on polyester do not cure at a temperature below +10 °C.

**Processing instructions:**

The substrate must be clean, dry and free from grease. Sand the surface slightly.  
Remove not cured old paint works and priming coats.

Do not apply to thermoplastic or acid products (Reaktionsprimer).

Mix well the body filler material with the hardener. Do not use more than 3 % of Härter P! Under- or overdosage of hardener may cause spotting in the finishing paint layer.

Clean and degrease the whole surface to be painted with Mipa Silikonentferner before every operation.

De-rust defective spots to bare metal and dry sand with sanding paper P 80 / 150.

When filling non-ferrous metal surfaces (e.g. aluminium, galvanised surfaces), Mipa EP-Primer-Surfacer can be applied before the actual filling to ensure optimal adhesion.

In order to improve the corrosion protection, e. g. when restoring vintage cars, prime with Mipa EP-Primer-Surfacer (see technical data sheet of Mipa EP-Primer-Surfacer).

After drying, use sanding paper P 150 / 240 for dry sanding. Sand the entire surface with dry sand paper P 240 / 360 to a matt finish before applying filler.

Body filler can only be dry sanded.

Do not overcoat without having isolated the surface with Mipa 1K or 2K filler.