
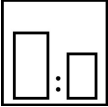





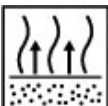



**Intended use**

Mipa P 35 Elastic is a flexible body filler and putty which is perfectly suitable for overcoatable plastic parts and which enables the shaping of contours. Very good adhesion on steel, aluminium, GRP and wood, high flexibility, short drying time and easy to sand.

Spreading rate: --

**Processing instructions**

	<b>Colour</b> dark grey (approx. RAL 7024)					
	<b>Mixing ratio</b> <b>Hardener</b> Mipa Härter P	<b>by weight (lacquer : hardener)</b> 100 : 2	<b>by volume (lacquer : hardener)</b> --			
	<b>Hardener</b> <b>for complete paintwork</b>		<b>for partial paintwork</b>			
	<b>Pot life</b> 4 - 5 min with Mipa Härter P at 20 °C					
	<b>Thinner</b> --					
	<b>Spray viscosity</b> <b>gravity spray gun</b>		<b>Airmix/Airless</b>			
	<b>Application mode</b> <b>Application mode</b>	<b>Hardener</b>	<b>pressure (bar)</b>	<b>nozzle (mm)</b>	<b>spray passes</b>	<b>Thinner</b>
	--	--	--	--	--	--
	<b>Flash-off time</b> --					
	<b>Dry coat thickness</b> --					
	<b>Drying time</b> <b>object temperature</b>	<b>dust dry</b>	<b>set to touch</b>	<b>ready for assembly</b>	<b>sandable</b>	<b>recoatable</b>
	20 °C	--	--	--	20 - 30 min	--
	60 °C	--	--	--	10 - 15 min	--

---

**Note**

**Storage:**

–

**VOC Regulation :**

EU limit value for this product (category B/b): 250 g/l  
This product contains max. 3 g/l of VOC.

**Processing conditions:**

from +10° C and up to 80 % relative air humidity. Ensure an adequate air ventilation.  
Polyester-based body filler does not cure anymore at a temperature of below + 10°C.

**Processing instructions:**

Degrease surface thoroughly with Mipa Kunststoffreiniger antistatisch or Mipa Silikonentferner. Sand carefully with MP Soft Pad superfine using Mipa Kunststoffreiniger antistatisch or Mipa Silikonentferner. Clean again with Mipa Kunststoffreiniger antistatisch or Mipa Silikonentferner. Allow parts to dry completely. ATTENTION: Separating substances must be removed completely! After the aforesaid preparation we recommend to do a wetting test with water. If the water rolls off quickly, repeat the pre-treatment. Remove not cured old paintwork and priming coats. Do not apply on thermoplastic or acid products (Reaktionsprimer). Mix well the body filler material with the hardener. Do not use more than 3% of Härter P! Under- or overdosage of hardener may cause spotting in the finishing paint layer. Clean and degrease the whole surface to be painted with Mipa Silikonentferner before every operation. Dry sand damaged areas with sanding paper P 80 / 150. After drying, use sanding paper P 150 / 240 for dry sanding. Sand the entire surface with dry sand paper P 240 / 360 to a matt finish before applying filler. Do not overcoat without having isolated the surface with Mipa 1K or 2K filler. Always dry sand body filler.