

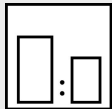
### Intended use

High-quality 2K polyurethane acrylic paint to coat commercial vehicles, façade elements as well as machines and constructions exposed to high strain.

In combination with Mipa EP 100-20 it can be used harmlessly to coat surfaces that are in direct contact with both dry and abrasive food (e.g. grain). (ISEGA certificate: 43517 U 16)

Applied on the chipboards, Mipa PU 240-05 is classified B1 according to the test to determine the fire behaviour as per DIN 4102-1.

### Processing instructions



#### Mixing ratio

##### hardener

PU 900-25, PU 912-XX,  
PU 933-XX, PU 950-25

PU 914-XX

PU 916-XX, A 60

##### by weight (lacquer : hardener)

3 : 1

4 : 1

5 : 1

##### by volume (lacquer : hardener)

2 : 1

3 : 1

4 : 1



#### Hardener

Mipa PU 900-25, PU 912-10, PU 912-25, PU 912-40, PU 933-05, PU 933-10, PU 950-25

Mipa PU 914-10, PU 914-25, PU 914-40

Mipa PU 916-10, PU 916-25

Mipa PUR Plus-Härter A 60



#### Pot life


with hardener -10 approx. 1 h at 20 °C

with hardener -40 approx. 8 h at 20 °C



#### Thinner

Mipa 2K-Verdünnung



#### Spray viscosity

##### gravity spray gun

20 - 25 s 4 mm DIN

##### Airmix/Airless

20 - 25 s 4 mm DIN



#### Application mode

##### application mode

gravity spray gun/  
HVLP

Airmix / Airless

paint brush, roller\*

##### hardener

–

–

A 60

##### pressure (bar)

2,0 - 2,5

100 - 120

–

##### nozzle (mm)

1,2 - 1,3

0,23 - 0,28

–

##### spray passes

2 - 4

1

–


##### dilution

10 - 15 %

10 - 15 %

0 - 5 %

\*suitable : e.g. mohair, Supren, velour, Glattfilt, Rolloschaum. We recommend MP Heizkörperwalze Aurora and MP Farbwalze UniPlan; unsuitable: –

	Drying time						
	hardener	object temperature	dust dry	set to touch	ready for assembly	sandable	recoatable
	--	20 °C	25 - 30 min	2 - 3 h	6 - 8 h	--	--
	--	60 °C	--	--	30 min	--	--

Fully cured after 5 - 6 days (at 20 °C).

### Note

#### Characteristics:

binder base: polyurethane acrylic system  
 solids content (% by weight): 57 - 63  
 solids content (% by volume): 42 - 43  
 delivery viscosity DIN 53211 4 mm (in s): 140 - 160  
 density DIN EN ISO 2811 (kg/l): 1,2 - 1,4  
 gloss level ISO 2813 at 60° (GU): < 2 dull matt

#### Properties:

electrostatic application possible  
 highly water-resistant  
 highly UV- and weather-resistant  
 highly resistant to chemicals  
 highly resistant to solvents  
 scratch-resistant  
 excellent chemical and mechanical resistance  
 heat resistance:  
 - short-term heat exposure: 180 °C  
 - permanent heat exposure: 150 °C

#### Theoretical spreading rate :

38,4 - 42,3 m<sup>2</sup>/kg, 5:1 by weight with A 60, for 10 µm dry film thickness  
 48,8 - 49,5 m<sup>2</sup>/l, 5:1 by weight with A 60, for 10 µm dry film thickness  
 30,1 - 34,1 m<sup>2</sup>/kg, 3:1 by weight with PU 912-25, for 10 µm dry film thickness  
 36,5 - 37,6 m<sup>2</sup>/l, 3:1 by weight with PU 912-25, for 10 µm dry film thickness

#### Storage:

for at least 3 years in the unopened original container. Optimum storage conditions between + 5 °C and + 25 °C, avoid direct sunlight. Other storage conditions may lead to undesirable properties of the material.

#### VOC Regulation :

This product has the following maximum VOC-values:  
 undiluted with hardener A 60: < 460 g/l of VOC  
 undiluted with hardener PU 912-XX: < 560 g/l of VOC

#### Processing conditions:

from + 10 °C and up to 80 % relative humidity. Ensure adequate air ventilation.

**Substrate preparation:** Remove oil, grease, rust, mill scale, rolling skins, as well as other substances impairing the function of the coating!

Attention: A direct adhesion cannot be taken as granted due to most different kinds of metals, alloys, metallic and conversion coatings and so on. The adhesion must therefore be tested on the original metal substrate.

steel:

- blast to cleaning degree Sa 2½, remove blast residues and overcoat promptly
- de-rust with hand and power tools to degree of cleanliness St 3
- degrease with Mipa WBS Reiniger or Mipa Silikonentferner

zincd substrates:

- clean the surface with the ammonia solution Mipa Zinkreiniger
- sweep blast

aluminium:

- degrease with Mipa 2K-Verdünnung, sand thoroughly with sandpaper P 360/400 and clean subsequently with Mipa Silikonentferner

glass:

- Before coating, it is indispensable to determine definitely the recoatable glass surface (e.g. by means of an appropriate measure device to determine the tin side of float glass) because it is generally impossible to coat the side which came in contact with the tin bath.
- degrease with Mipa WBS Reiniger or Mipa Silikonentferner

**Proposed coating structure:** steel, zincd substrates:  
priming coat: \*EP 100-20 with 50 - 70 µm dry film thickness  
finishing coat: PU 240-05 with 50 - 60 µm dry film thickness

aluminium:

priming coat: \*EP 100-20 with 25 - 30 µm dry film thickness  
finishing coat: PU 240-05 with 50 - 60 µm dry film thickness

Glas:

priming coat: 1K-Glasprimer  
finishing coat: PU 240-05, incl. PU 950-25, with 50 - 60 µm dry film thickness

\*Further Mipa primers are available. Please contact your technical adviser or our application technicians.

**Special notes:**

For professional use only.

Especially UV-resistant pigmentations (e.g. pastel shades for facades) are available on demand.

Furthermore it's possible to mix it with neon colours which can be applied then as single-layer. Please see the technical data sheet "Mipa Neon-Farbtöne PMI single-layer".

Check colour before use.

In case of application by means of an Airmix/Airless device, it is recommended testing beforehand the equipment for its suitability. If micro foam or blistering emerge during the application with an Airmix/Airless device, it is recommended adding more thinner or using the additives 2K-Systemzusatz PUA and PUS. Furthermore, the film thickness should be kept as low as possible.

If required we also offer hardeners and cleaning agents that are suitable for 2-component mixing and dosing units. Please contact your technical adviser or our application technicians.

To optimise the flow properties and to reduce blistering when applying by roller, we recommend the addition of 5% of Mipa 2K-Systemzusatz PUS. Mipa 2K-Systemzusatz PUS must be stirred well in the paint otherwise cratering may result. For roller application, please consider generally the following hints:

- Before use, roll a new roller over the sticky side of a tape to remove fluff, hairs and so on.
- Soak new roller completely with paint before starting the application and roll out to the air out of the roller.
- Do not apply at direct sunlight or on heated substrates. Object and processing temperature should be between +10 °C and max. +25 °C.
- Apply only under dry weather conditions: no rain, dew or fog
- Move roller uniformly and not too fast, get rid of stubborn bubbles by slow rolling with low contact pressure.
- Avoid to apply too thick layers in one pass
- Due to the system, this product is not suitable for application on large surfaces.

Depending on the hardener in use and on the processing condition, the gloss level may prove to be higher or lower. The mentioned data refer to the hardener of series: PU 900-25, PU 912-XX, PU 933-XX, PU 950-25.

For military use please observe the technical data sheet Mipa PU 240-05 MIL.

**Cleaning of tools:**

Clean tools immediately after use with Mipa Nitroverdünnung.